




Connection Guide
 11 Wireless Receivers with
 Antenna Distribution Systems



A antenna signal

 B antenna signal




Optional UA864
 Active Antenna
 2 antennas required



Optional UA874US
 Active Antenna
 2 antennas required

Please note that items may not be sized to scale.

Parts List

- Two - Shure UA8 1/2 wave antennas
- Three - Shure UA844+SWB antenna distribution system
- Eleven - Single UHF Receivers (BLXR, SLX, QLXD, ULXD)

Shure Antenna Cables

- UA825 - 25' BNC Antenna Cable
- UA850 - 50' BNC Antenna Cable**
- UA8100 - 100' BNC Antenna Cable**

**Requires in line antenna amplification or active antennas

Notes

- If combining more than one frequency band please contact your local rep for a frequency coordination
- UA844+SWB will include BNC jumper cables
- Bias Voltage for in-line amplifier or active antenna is provided by the UA844+SWB
- All antenna signals require 50Ω cables and 50Ω connectors
- First UA844+SWB is used to feed the signal to the second and third UA844+SWB distribution systems

If you have any questions please contact your local rep.
 Find more drawings at www.ProTechM.com/tools